

# HELM IN ONE

## BUSINESS ONLINE BANKING

Enroll and enjoy the following benefits for Online Banking



Conduct banking operations from anywhere in the world, 24/7.



Designate Super Users to manage security and role control, users and workflows.



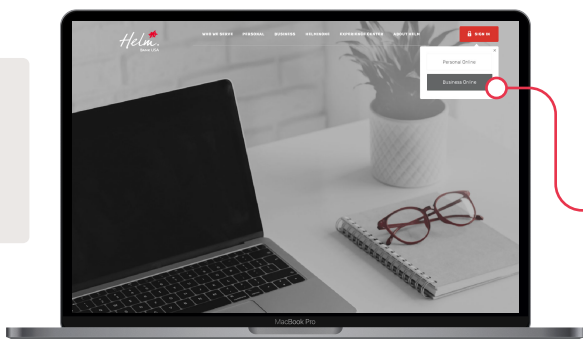
Receive and transfer funds in multiple currencies quickly and securely.



Set up one-time or recurring transfers between accounts and create templates for future transfers.

### ENROLL IN SIX SIMPLE STEPS:

1



#### Step 1

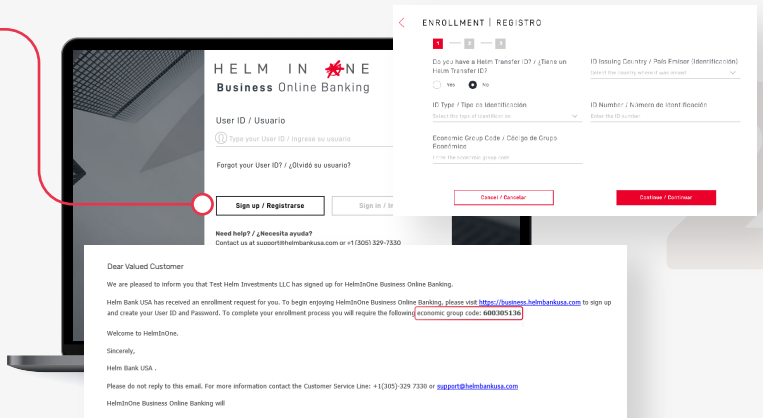
Visit [www.helmbankusa.com](http://www.helmbankusa.com) and select **Sign In** on the top-right corner of the page.

Select **Business Online.**

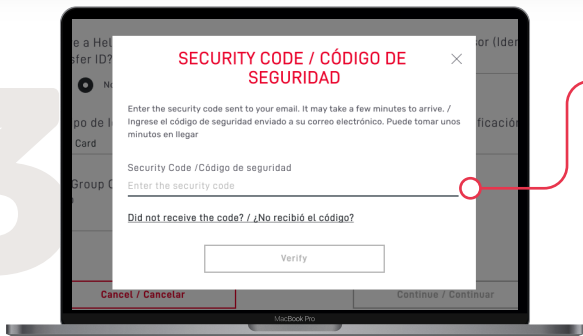
#### Step 2

Select **Sign up** to begin enrollment. You have 3 minutes to complete each step.

- Select **No** on Helm Transfer ID.
- Enter your 9-digit **Economic Group Code** sent to your email from [notifications@helmbankusa.com](mailto:notifications@helmbankusa.com).
- If you have not yet received your Economic Group Code, please contact your Account Manager or Helm Support.



3



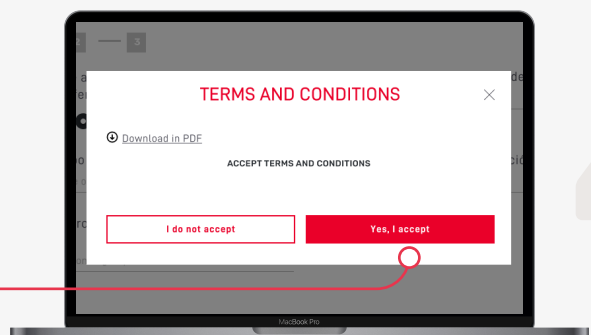
#### Step 3

Enter the **Security Code** sent to your registered email.

- The security code is valid for 3 minutes.
- Did not receive the code?
  - Check your spam folder.
  - Select **Did not receive the code?** for Helm Support contact information.

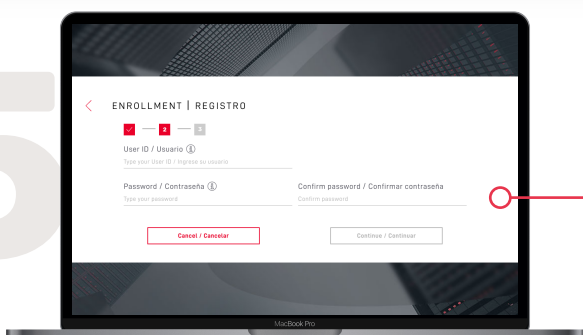
#### Step 4

Review the Terms and Conditions. To proceed, select **Yes, I accept.**



4

5



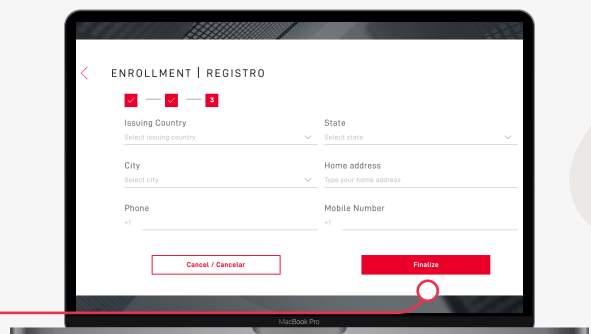
#### Step 5

Create a new User ID and Password.

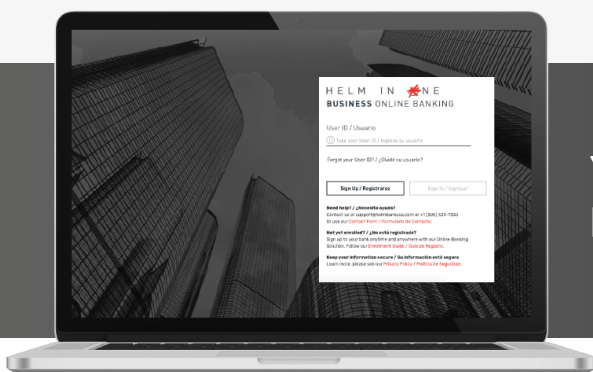
#### Step 6

Complete the enrollment process by filling out your personal information.

Select **Finalize.**



6



You are now enrolled in HelmlnOne Business Online Banking.

For Assistance

Email [support@helmbankusa.com](mailto:support@helmbankusa.com) or  
Call +1 (305) 329-7330 Monday - Friday from 8:30 a.m. to 6:00 p.m. (EST)



FDIC

FDIC-Insured - Backed by the full faith and credit of the U.S. Government