

# SECURITY FEATURES

## HELM IN ONE

### PERSONAL & BUSINESS MOBILE BANKING

Our apps use the following authentication methods to provide an additional layer of security to your accounts.



#### SECURITY CODE

Unique and temporary code for logging in and performing transactions.



**Say goodbye to checking your email.** Codes are generated directly in the app more quickly and securely.



#### BIOMETRIC AUTHENTICATION

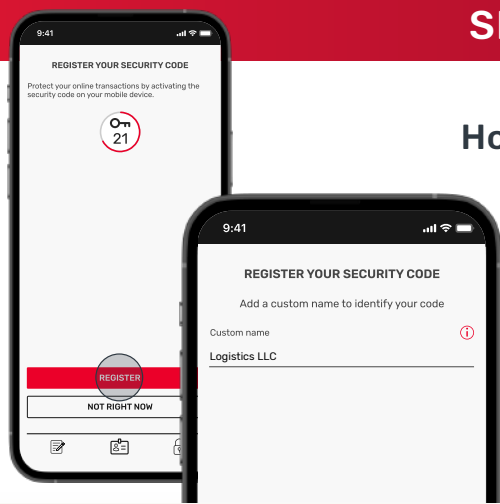
Identification and authentication through physical traits, such as fingerprints or facial recognition.



**Unique and hard-to-replicate data.** Ensure greater security and eliminate the need to remember passwords.

## SECURITY CODE

### How to register your security code in the app?



1. When logging into the app, you will be prompted to **register your code**.
2. Assign a name that you can **easily associate** with your account.

**i** You can only register the code on one mobile device.

### How does your security code work?

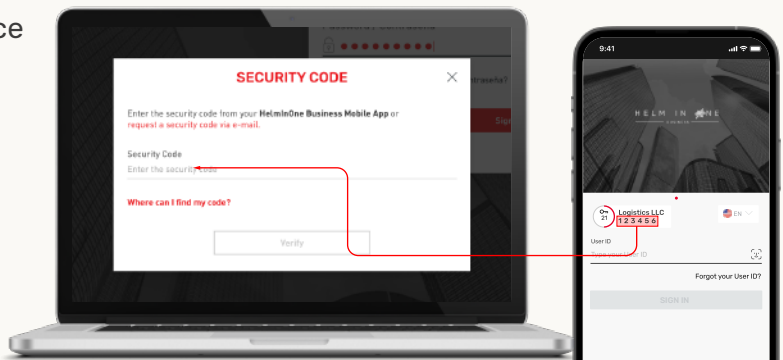


When you use the **app**, the code is **automatically identified**.



When using our Online platform and you are prompted for the code:

1. Open the app from the mobile device where you registered the code.
2. Check it on the home page.
3. Enter it on the Online platform.



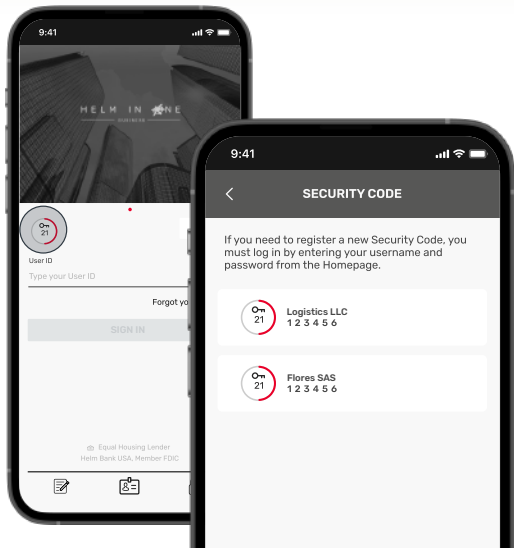
### How does your security code work for multiple business accounts?

Each account will have a different code.

1. Register each code by logging into the corresponding account.

**i** Assign a name to easily identify which business account it belongs to.

2. When you need a code, go to the home page of your app and select **On 21** to view your codes.

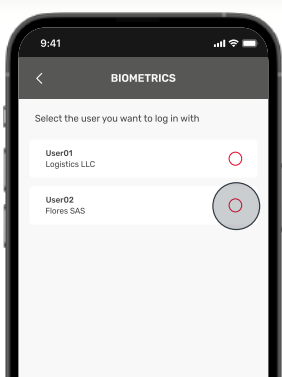
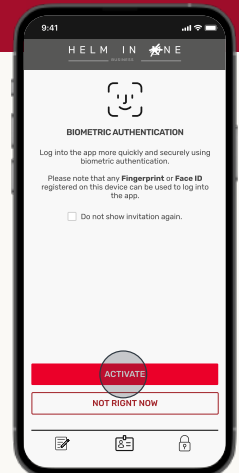


## BIOMETRIC AUTHENTICATION

### How to activate biometric authentication?

Log into your account in the Mobile app and select **"Activate"**.

- i** This authentication is done through the biometric information registered on your mobile device:
- If you do not have it activated, you must do so from your device settings.
  - Any biometric data registered on your device can be used to log into your account.



### How does biometric authentication work for multiple business accounts?

1. Activate biometric authentication by logging into each account.
2. When logging in, simply select the account you want to access.

## DOWNLOAD OUR APPS



Download on the  
**App Store**

GET IT ON  
**Google Play**

### For Assistance

- Check the **Frequently Asked Questions** about HelminOne.
- Visit our **Resource Center** for more support information.
- Send an email to [support@helmbankusa.com](mailto:support@helmbankusa.com)
- Call +1 (305) 329-7330, Monday - Friday, 8:30 a.m. - 6:00 p.m. (EST).