

DISCOVER OUR CREDIT CARD MANAGEMENT PORTAL



Enroll to enjoy the following benefits:



Pay your balance and keep a close eye on your credit card transactions.



Enroll and download your statements directly from our portal and stay updated on your card activity.



Enjoy peace of mind with the ability to lock and unlock your cards online, 24/7.



Easy access from any device – smartphone, tablet, or computer.



Manage your employees' credit card expenses through one user account.

TO CORRECTLY ENROLL, PLEASE FOLLOW THESE SIMPLE STEPS:

1



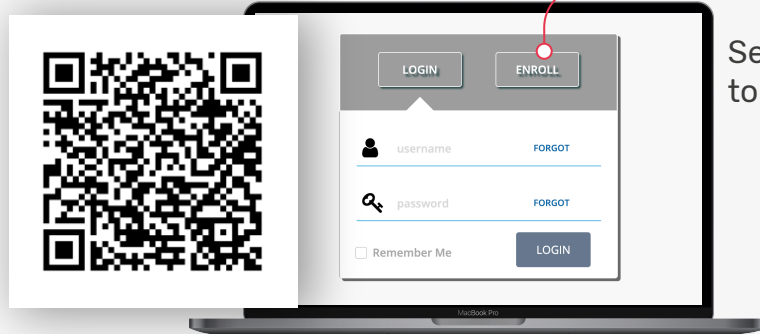
Step 1

Dial the **number provided on the front** sticker to activate your card.

- Within the US +1 (800) 290-7893.
- Outside the US +1 (206) 624-7998.

Step 2

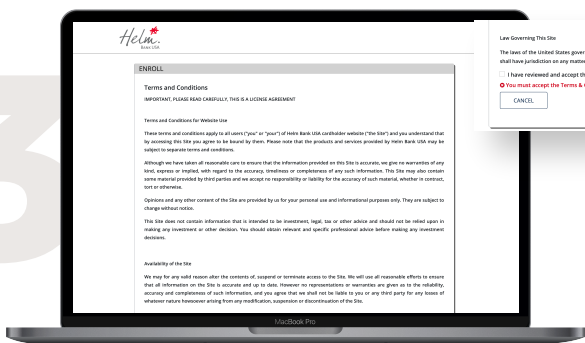
Scan the QR Code to access the DX Online Login page.



Select **Enroll** to begin.

2

3



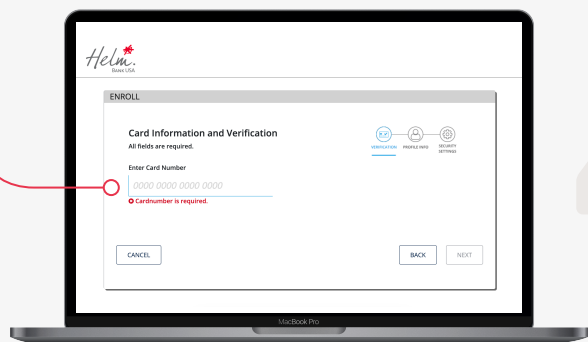
Step 3

Review the Terms and Conditions. To proceed, select **I have reviewed and accept the Terms and Conditions.**

Step 4

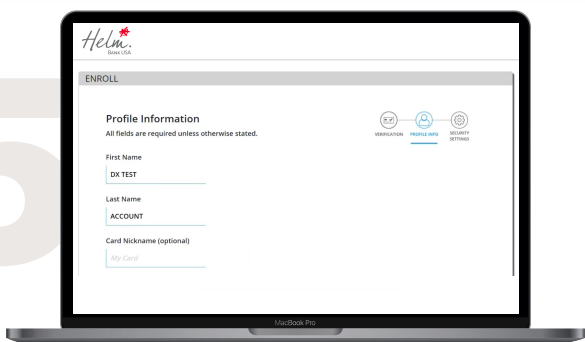
Complete Card Information:

- If you do not have a Social Security Number, enter **9999**.
- If your card is registered with an address outside of the U.S., enter **0000** as your Zip Code.



4

5



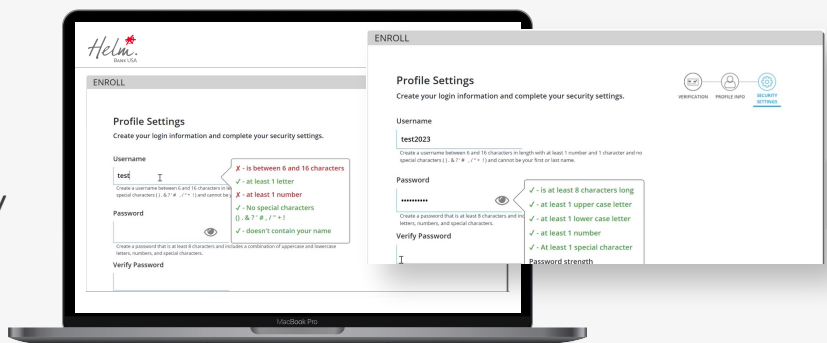
Step 5

Continue with profile information, including your **contact information.**

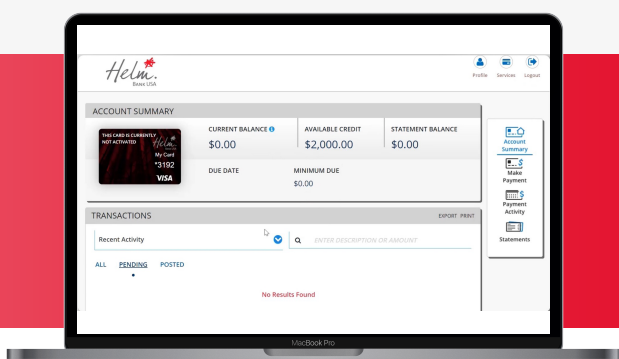
Step 6

Create a new User ID and Password.

Finalize the enrollment process by selecting and answering three Security Questions.



6



You can now log in with your new credentials in your DX Online Account.

Experience the ultimate convenience and take full control of your credit card journey.



For Assistance:

Email support@helmbankusa.com; or

Call +1 (305) 329-7330 | Monday - Friday from 8:30 a.m. to 6:00 p.m. (EST)